



The Corporation of the Town of Deep River
BUILDING PERMIT INFORMATION REQUIREMENTS

The following information (as indicated) is required as part of the Building Permit Application.

DOCUMENT

REQUIRED INFORMATION

_____ SITE PLAN

The Site Plan will show the location and dimensions of all existing and proposed buildings on your lot and the distances from buildings to lot lines. Drawing to be to standard scale, imperial or metric.

_____ SURVEY

A copy of the up-to-date property survey prepared by a license surveyor.

_____ LOT GRADE CONTROL PLAN

The plan will show grade elevations when work is completed and will indicate surface water flow direction.

_____ BUILDING PLANS OR DRAWINGS

___ Foundation Plan

___ Floor Plan

___ Elevation Drawings

___ Cross Section of Details

___ Pre-Engineered Components

___ Electrical

___ Mechanical (Plumbing)

(Heat and Ventilation)

Two sets of Plans / Drawings, one of which will be returned after examination.

Application for a Permit to Construct or Demolish

This form is authorized under subsection 8(1.1) of the *Building Code Act, 1992*

For use by Principal Authority				
Application number:		Permit number (if different):		
Date received:		Roll number:		
Application submitted to: _____ (Name of municipality, upper-tier municipality, board of health or conservation authority)				
A. Project information				
Building number, street name		Unit number	Lot/con.	
Municipality	Postal code	Plan number/other description		
Project value est. \$		Area of work (m ²)		
B. Purpose of application				
New construction	Addition to an existing building	Alteration/repair	Demolition	Conditional Permit
Proposed use of building		Current use of building		
Description of proposed work				
C. Applicant				
Applicant is:		Owner or		Authorized agent of owner
Last name		First name	Corporation or partnership	
Street address			Unit number	Lot/con.
Municipality	Postal code	Province	E-mail	
Telephone number ()	Fax ()	Cell number ()		
D. Owner (if different from applicant)				
Last name		First name	Corporation or partnership	
Street address			Unit number	Lot/con.
Municipality	Postal code	Province	E-mail	
Telephone number ()	Fax ()	Cell number ()		

E. Builder (optional)				
Last name		First name	Corporation or partnership (if applicable)	
Street address			Unit number	Lot/con.
Municipality		Postal code	Province	E-mail
Telephone number ()		Fax ()		Cell number ()
F. Tarion Warranty Corporation (Ontario New Home Warranty Program)				
i. Is proposed construction for a new home as defined in the <i>Ontario New Home Warranties Plan Act</i> ? If no, go to section G.			Yes	No
ii. Is registration required under the <i>Ontario New Home Warranties Plan Act</i> ?			Yes	No
iii. If yes to (ii) provide registration number(s): _____				
G. Required Schedules				
i) Attach Schedule 1 for each individual who reviews and takes responsibility for design activities.				
ii) Attach Schedule 2 where application is to construct on-site, install or repair a sewage system.				
H. Completeness and compliance with applicable law				
i) This application meets all the requirements of clauses 1.3.1.3 (5) (a) to (d) of Division C of the Building Code (the application is made in the correct form and by the owner or authorized agent, all applicable fields have been completed on the application and required schedules, and all required schedules are submitted). Payment has been made of all fees that are required, under the applicable by-law, resolution or regulation made under clause 7(1)(c) of the <i>Building Code Act, 1992</i> , to be paid when the application is made.			Yes	No
ii) This application is accompanied by the plans and specifications prescribed by the applicable by-law, resolution or regulation made under clause 7(1)(b) of the <i>Building Code Act, 1992</i> .			Yes	No
iii) This application is accompanied by the information and documents prescribed by the applicable by-law, resolution or regulation made under clause 7(1)(b) of the <i>Building Code Act, 1992</i> which enable the chief building official to determine whether the proposed building, construction or demolition will contravene any applicable law.			Yes	No
iv) The proposed building, construction or demolition will not contravene any applicable law.			Yes	No
I. Declaration of applicant				
I _____ declare that: (print name)				
1. The information contained in this application, attached schedules, attached plans and specifications, and other attached documentation is true to the best of my knowledge.				
2. If the owner is a corporation or partnership, I have the authority to bind the corporation or partnership.				
_____		_____		
Date		Signature of applicant		

Personal information contained in this form and schedules is collected under the authority of subsection 8(1.1) of the *Building Code Act, 1992*, and will be used in the administration and enforcement of the *Building Code Act, 1992*. Questions about the collection of personal information may be addressed to: a) the Chief Building Official of the municipality or upper-tier municipality to which this application is being made, or, b) the inspector having the powers and duties of a chief building official in relation to sewage systems or plumbing for an upper-tier municipality, board of health or conservation authority to whom this application is made, or, c) Director, Building and Development Branch, Ministry of Municipal Affairs and Housing 777 Bay St., 2nd Floor. Toronto, M5G 2E5 (416) 585-6666.

Schedule 1: Designer Information

Use one form for each individual who reviews and takes responsibility for design activities with respect to the project.

A. Project Information			
Building number, street name		Unit no.	Lot/con.
Municipality	Postal code	Plan number/ other description	
B. Individual who reviews and takes responsibility for design activities			
Name		Firm	
Street address		Unit no.	Lot/con.
Municipality	Postal code	Province	E-mail
Telephone number ()	Fax number ()	Cell number ()	
C. Design activities undertaken by individual identified in Section B. [Building Code Table 3.5.2.1. of Division C]			
House	HVAC – House	Building Structural	
Small Buildings	Building Services	Plumbing – House	
Large Buildings	Detection, Lighting and Power	Plumbing – All Buildings	
Complex Buildings	Fire Protection	On-site Sewage Systems	
Description of designer's work			
D. Declaration of Designer			
I _____ declare that (choose one as appropriate): (print name)			
<p>I review and take responsibility for the design work on behalf of a firm registered under subsection 3.2.4. of Division C, of the Building Code. I am qualified, and the firm is registered, in the appropriate classes/categories.</p> <p>Individual BCIN: _____</p> <p>Firm BCIN: _____</p>			
<p>I review and take responsibility for the design and am qualified in the appropriate category as an "other designer" under subsection 3.2.5. of Division C, of the Building Code.</p> <p>Individual BCIN: _____</p> <p>Basis for exemption from registration: _____</p>			
<p>The design work is exempt from the registration and qualification requirements of the Building Code.</p> <p>Basis for exemption from registration and qualification: _____</p>			
I certify that:			
<ol style="list-style-type: none"> 1. The information contained in this schedule is true to the best of my knowledge. 2. I have submitted this application with the knowledge and consent of the firm. 			
_____ Date		_____ Signature of Designer	


NOTE:

1. For the purposes of this form, "individual" means the "person" referred to in Clause 3.2.4.7(1) (c) of Division C, Article 3.2.5.1. of Division C, and all other persons who are exempt from qualification under Subsections 3.2.4. and 3.2.5. of Division C.
2. Schedule 1 is not required to be completed by a holder of a license, temporary license, or a certificate of practice, Issued by the Ontario Association of Architects. Schedule 1 is also not required to be completed by a holder of a license to practise, a limited license to practise, or a certificate of authorization, issued by the Association of Professional Engineers of Ontario.

Schedule 2: Sewage System Installer Information

A. Project Information			
Building number, street name		Unit number	Lot/con.
Municipality	Postal code	Plan number/ other description	
B. Sewage system installer			
Is the installer of the sewage system engaged in the business of constructing on-site, installing, repairing, servicing, cleaning or emptying sewage systems, in accordance with Building Code Article 3.3.1.1, Division C?			
Yes (Continue to Section C)		No (Continue to Section E)	
		Installer unknown at time of application (Continue to Section E)	
C. Registered installer information (where answer to B is "Yes")			
Name		BCIN	
Street address		Unit number	Lot/con.
Municipality	Postal code	Province	E-mail
Telephone number ()	Fax ()	Cell number ()	
D. Qualified supervisor information (where answer to section B is "Yes")			
Name of qualified supervisor(s)		Building Code Identification Number (BCIN)	
E. Declaration of Applicant:			
<p>I _____ declare that:</p> <p style="text-align: center;">(print name)</p> <p>I am the applicant for the permit to construct the sewage system. If the installer is unknown at time of application, I shall submit a new Schedule 2 prior to construction when the installer is known;</p> <p><u>OR</u></p> <p>I am the holder of the permit to construct the sewage system, and am submitting a new Schedule 2, now that the installer is known.</p> <p>I certify that:</p> <ol style="list-style-type: none"> 1. The information contained in this schedule is true to the best of my knowledge. 2. If the owner is a corporation or partnership, I have the authority to bind the corporation or partnership. <p style="margin-top: 20px;">_____</p> <p style="display: flex; justify-content: space-between; width: 100%;"> Date Signature of applicant </p>			

C COPY OF PLOT PLAN



D DECLARATION

I, _____ certify the truth of all the statements or representations contained therein.

I understand that the issuance of a permit shall not be deemed a waiver of any of the provisions of any by-laws or requirements of the *Building Code Act, 1992*, or regulations made thereunder, notwithstanding anything included in or omitted from the plans or other material filed in support of or in connection with an application.

I acknowledge that in the event a permit is issued, any departure from specific conditions, plans, specifications or building locations proposed in the application is prohibited and such could result in the permit being revoked.

I further acknowledge that in the event the permit is revoked for any cause or irregularity or non-conformity with by-laws or requirements of the *Building Code Act, 1992*, or regulations made thereunder, there shall be no right of claim whatsoever against the municipal corporation or any official thereof and any such claim is hereby expressly waived.

_____ Date

_____ Signature of Applicant

Energy Efficiency Design Summary

(Part 9 Residential)

This form is used to summarize the energy efficiency design of the project. Information on completing this form is on the reverse

For use by Principal Authority	
Application No:	Model/Certification Number

A. Project Information

Building number, street name		Unit number	Lot/Con
Municipality	Postal code	Reg. Plan number / other description	

B. Compliance Option

<input type="checkbox"/> SB-12 Prescriptive [SB-12 - 2.1.1.]	Table: _____ Package: A B C D E F G H I J K L M Select One
<input type="checkbox"/> SB-12 Performance* [SB-12 - 2.1.2.]	* Attach energy performance calculations using an approved software
<input type="checkbox"/> ENERGY STAR®* [SB-12 - 2.1.3.]	* Attach BOP form
<input type="checkbox"/> EnerGuide 80*	* House must be evaluated by NRCan advisor and meet a rating of 80

C. Project Design Conditions

Climatic Zone (SB-1):	Heating Equipment Efficiency	Space Heating Fuel Source		
<input type="checkbox"/> Zone 1 (< 5000 degree days)	<input type="checkbox"/> ≥ 90% AFUE	<input type="checkbox"/> Gas	<input type="checkbox"/> Propane	<input type="checkbox"/> Solid Fuel
<input type="checkbox"/> Zone 2 (≥ 5000 degree days)	<input type="checkbox"/> ≥ 78% < 90% AFUE	<input type="checkbox"/> Oil	<input type="checkbox"/> Electric	<input type="checkbox"/> Earth Energy
Windows+Skylights+Glass Doors		Other Building Conditions:		
Gross Wall Area = _____ m ²	% Windows+ _____ %	<input type="checkbox"/> ICF Basement	<input type="checkbox"/> Walkout Basement	<input type="checkbox"/> Log/Post&Beam
Gross Window+ Area = _____ m ²		<input type="checkbox"/> ICF Above Grade	<input type="checkbox"/> Slab-on-ground	

D. Building Specifications [provide values and ratings of the energy efficiency components proposed, or attach Energy Star BOP form]

Building Component	RSI / R values:	Building Component	Efficiency Ratings
Thermal Insulation		Windows & Doors¹	
Ceiling with Attic Space		Windows/Sliding Glass Doors	
Ceiling without Attic Space		Skylights	
Exposed Floor		Mechanicals	
Walls Above Grade		Space Heating Equip. ²	
Basement Walls		HRV Efficiency (%)	
Slab (all >600mm below grade)		DHW Heater (EF)	
Slab (edge only ≤600mm below grade)		NOTES 1. Provide U-Value in W/m2.K, or ER rating 2. Provide AFUE or indicate if condensing type combined system used	
Slab (all ≤600mm below grade, or heated)			

E. Performance Design Verification [complete applicable sections if SB-12 Performance, Energy Star or EnerGuide80 options used]

SB-12 Performance:
 The annual energy consumption using Subsection 2.1.1. SB-12 Package _____ is _____ GJ (1 GJ =1000MJ)
 The annual energy consumption of this house as designed is _____ GJ
 The software used to simulate the annual energy use of the building is: _____
 The building is being designed using an air leakage of _____ air changes per hour @50Pa.

ENERGY STAR: BOP form attached. The house will be labeled on completion by: _____

ENERGY STAR and EnerGuide80:
 Evaluator/Advisor/Rater Name: _____ Evaluator/Advisor/Rater Licence #: _____

F. Designers [names of designers who are responsible for the building code design and whose plans accompany the permit application]

Architectural	Mechanical
---------------	------------

Guide to the Energy Efficiency Design Summary Form

The *Energy Efficiency Design Summary* form summarizes the compliance path used by a house designer to comply with energy efficiency requirements of the Ontario Building Code. This form must accompany the building permit application. The information on this form MUST reflect the drawings and specifications being submitted, or the building permit may be refused. Refer to Supplementary Standard SB-12 for details about building code compliance requirements. Further information about energy efficiency requirements for new buildings is available from the provincial building code website at www.mah.gov.on.ca, or the municipal building department.

Beginning January 1, 2012, a house designer must use one of four energy efficiency compliance options in the building code:

1. Comply with the *SB-12 Prescriptive* design tables,
2. Use the *SB-12 Performance* compliance method, and model the design against the prescriptive standards,
3. Design to *ENERGY STAR* standards, or
4. Evaluate the design according to *EnerGuide* technical procedures and achieve a rating of 80 or more.

COMPLETING THE FORM

B. Compliance Options

Indicate the compliance option being used.

- *SB-12 Prescriptive* requires that the building conforms to a package of thermal insulation, window and mechanical system efficiency requirements set out in Subsection 2.1.1. of SB-12. Energy efficiency design modeling and testing of the building is not required under this option.
- *SB-12 Performance* refers to the alternative method of compliance set out in Subsection 2.1.2. of SB-12. Using this approach the designer must use recognized energy simulation software (such as HOT2000 V9.34c1.2 or newer), and submit documents which show that the annual energy use of the building is equal to a prescriptive package.
- *ENERGY STAR* qualified houses must be designed to *ENERGY STAR for New Homes* technical specifications and be labelled on completion by EnerQuality or other agency. The *ENERGY STAR* BOP form must be submitted with the permit documents.
- *EnerGuide80* houses are validated by NRCAN authorized energy advisors and must achieve a rating of 80 or more when evaluated in accordance with *EnerGuide* administrative and technical procedures.

C. Project Design Conditions

Climatic Zone: The number of degree days for Ontario cities is contained in Supplementary Standard SB-1

Windows, Skylights and Glass Doors: If the ratio of the total gross area of windows, sidelights, skylights and glass doors to the total gross area of walls is more than 17%, higher efficiency glazing is required. If the ratio is more than 22% the *SB-12 Prescriptive* option may not be used. The total area is the sum of all the structural rough openings. Some exceptions apply. Refer to 2.1.1.1. of SB-12 for further details.

Fuel Source and Heating Equipment Efficiency: The fuel source and efficiency of the proposed heating equipment must be specified in order to determine which *SB-12 Prescriptive* compliance package table applies.

Other Building Conditions: These construction conditions affect *SB-12 Prescriptive* compliance requirements.

D. Building Specifications

Thermal Insulation: Indicate the RSI or R-value being proposed where they apply to the house design. Under the *SB-12 Prescriptive* option, RSI 3.52 wall insulation is permitted in certain conditions where other design elements meet higher standards. Refer to SB-12 for further details.

E. Performance Design Summary

This section is not required to be completed if the *SB-12 Prescriptive* option is being used.

AIRTIGHTNESS REQUIREMENTS FOR NEW HOUSES

All houses must comply with increased air barrier requirements in the building code. Notice of air barrier completion must be provided and an inspection conducted prior to it being covered. A blower door test to verify the air tightness of the house must be conducted during construction if the *NRCAN EnerGuide80* option is used, or if the *SB-12 Performance* or *ENERGY STAR* options are used and an air tightness of less than 2.5 ACH @ 50 Pa in the case of detached houses, or 3.0 ACH @ 50 Pa in the case of attached houses is necessary to meet the required energy efficiency standard.

ENERGY EFFICIENCY LABELING FOR NEW HOUSES

ENERGY STAR and *EnerGuide* issue labels for new homes constructed under their energy efficiency programs. The building code does not regulate new home labelling.

REINFORCEMENT FOR FUTURE GRAB BAR INSTALLATION

Wall reinforcement is required for wood stud walls enclosing a main bathroom in a dwelling unit to permit the future installation of a grab bar. The same requirements apply to steel stud walls. Grab bar reinforcement must be installed on a wall adjacent to a water closet and a shower or bathtub where wall studs are used to permit the future installation of grab bars. The main bathroom in a house refers to the common bathroom and not a powder room or ensuite. Refer to Figure 7.23 for more details.

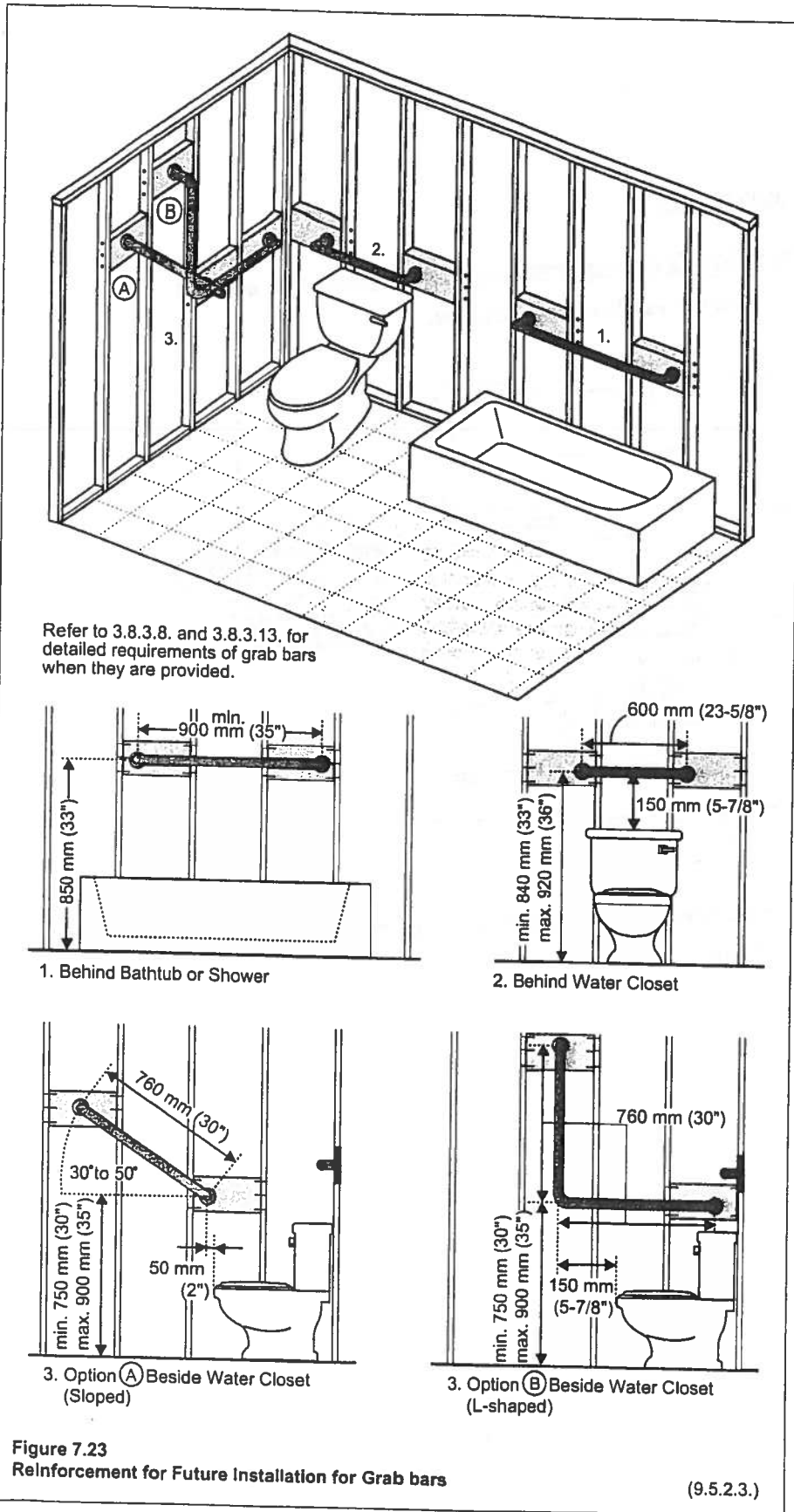
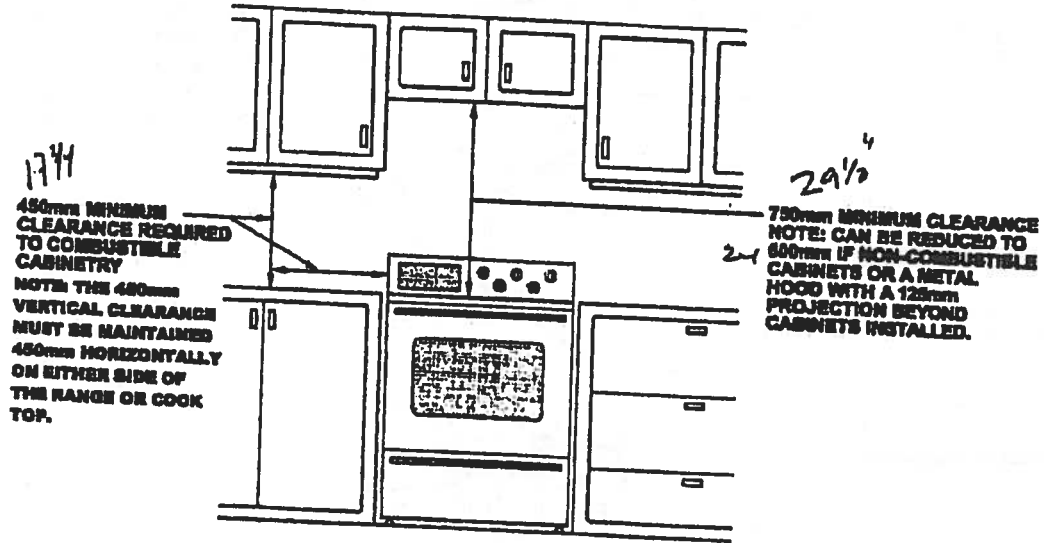


Figure 7.23 Reinforcement for Future Installation for Grab bars

(9.5.2.3.)

Re: CLEARANCES AROUND RANGES

9.10.22 of the Ontario Building Code requires clearances above and around gas, propane and electric ranges as illustrated below.



Please ensure your kitchen cabinet installers are aware of these required clearances and adhere to them.