

# Deep River Drinking Water System

---

Waterworks # 220000923  
System Category – Large Municipal Residential

## Annual Water Report

Prepared For: Town of Deep River

Reporting Period of January 1<sup>st</sup> – December 31<sup>st</sup>, 2019

Issued: Feb 27th, 2020

Revision: 0

Operating Authority:



This report has been prepared to satisfy the annual reporting requirements in O. Reg. 170/03 Section 11,  
and Schedule 22

## Table of Contents

<b>Annual Water Report</b> .....	<b>1</b>
<b>Report Availability</b> .....	<b>1</b>
<b>Compliance Report Card</b> .....	<b>1</b>
<b>System Process Description</b> .....	<b>1</b>
Raw Source .....	1
Treatment.....	1
Treatment Chemicals used during the reporting year: .....	2
Distribution.....	2
<b>Summary of Non-Compliance</b> .....	<b>2</b>
Adverse Water Quality Incidents.....	2
Non-Compliance .....	2
Non-Compliance Identified in a Ministry Inspection:.....	2
<b>Flows</b> .....	<b>3</b>
Raw Water Flows.....	3
Total Monthly Flows (m3/d) .....	3
Monthly Rated Flows (L/s) .....	3
Treated Water Flows .....	4
Monthly Rated Flows .....	4
Annual Total Flow Comparison .....	4
<b>Regulatory Sample Results Summary</b> .....	<b>5</b>
Microbiological Testing .....	5
Operational Testing .....	5
Inorganic Parameters .....	5
Schedule 15 Sampling: .....	6
Organic Parameters .....	6
Additional Legislated Samples.....	8
<b>Major Maintenance Summary</b> .....	<b>8</b>
Distribution Maintenance .....	9
<b>WTRS Data and Submission Confirmation</b> .....	<b>A</b>

## Report Availability

This system does not serve more than 10,000 residence and the annual reports will be available to residents at the Towns of Deep River Municipal Office. Notification will be at the Municipal Office and copies provided free of charge, if requested. The Town of Deep River office is located at 100 Deep River Road in Deep River, ON.

## Compliance Report Card

Compliance Event	# of Events
Ministry of the Environment, Parks and Conservation (MECP) Inspections	Jan 16, 2019 – received 100% (2018-2019 Inspection Period) Jan 23, 2020 – received 100% (2019-2020 Inspection Period)
Ministry of Labour Inspections	There were no inspections during the reporting period.
QEMS External Audit	S1 - Surveillance System Audit (Off-Site Audit) Completed on Oct 30, 2019 – No non-conformances were identified
AWQI's/BWA	There were no AWQI's reported during the reporting period.
Non-Compliance	There were no non-compliances reported during the reporting period.
Community Complaints	One (1) Community Complaint in 2019 related to colour.
Spills	There were no spills reported during the reporting period.
Water Main Breaks	Two (2)

## System Process Description

### Raw Source

Raw water source for the Deep River Drinking Water System is the Ottawa River. The water is drawn from the lake using low lift pumps and transferred to the water treatment plant, uphill from the low lift station. In November 2019, the distribution line from the Town of Deep River water tower started to send water to the Chalk Nuclear Laboratories (CNL) reservoir on their federal land jurisdiction.

### Treatment

The Deep River Water Treatment Plant is a surface water plant utilizing the Actiflo process. The plant has three Actiflo units that provide coagulation, flocculation and sedimentation. Coagulant and polymer are added in the Actiflo process. Filtration is provided by dual media filters. Post disinfection is provided using chlorine gas. pH is adjusted both before the Actiflo process, and as the treated water

enters the distribution system.

Treatment Chemicals used during the reporting year:

Chemical Name	Use	Supplier
PAS-8	Coagulant	Kemira
Fluoride	Fluoridation	Brenntag
Chlorine Gas	Disinfection	Brenntag
Caustic Soda	pH Adjustment	Sodrox
Magnafloc LT27AG	Polymer – Actiflo's	Solenis
Zetag 8140	Polymer - Lamella Clarifier & Centrifuge Process	Solenis
Silica Sand	Actiflo Process	Univar

### Distribution

The distribution system consists of various piping, one (1) tower and one (1) booster pumping station. The system consists of approx. 38 km of water mains, 1 708 service connections, 245 fire hydrants, and 21 dead ends. The water mains are constructed mainly of cast iron and polyvinyl chloride (PVC) pipes ranging from 40 mm (1.5 inches) to 400 mm (16 inches). Consumers are not provided with individual water meters.

## Summary of Non-Compliance

### Adverse Water Quality Incidents

Date	AWQI #	Location	Problem	Details	Legislation	Corrective Action Taken
There were no AWQI's reported during this reporting period.						

### Non-Compliance

Legislation	requirement(s) system failed to meet	duration of the failure (i.e. date(s))	Corrective Action	Status
There were no Non-Compliances reported during this reporting period.				

### Non-Compliance Identified in a Ministry Inspection:

Legislation	requirement(s) system failed to meet	duration of the failure (i.e. date(s))	Corrective Action	Status
There were no Non-Compliances received in the 2018-2019 or the 2019-2020 inspection reports. The Deep River DWS received a 100% compliance rating for both inspection periods.				

## Flows

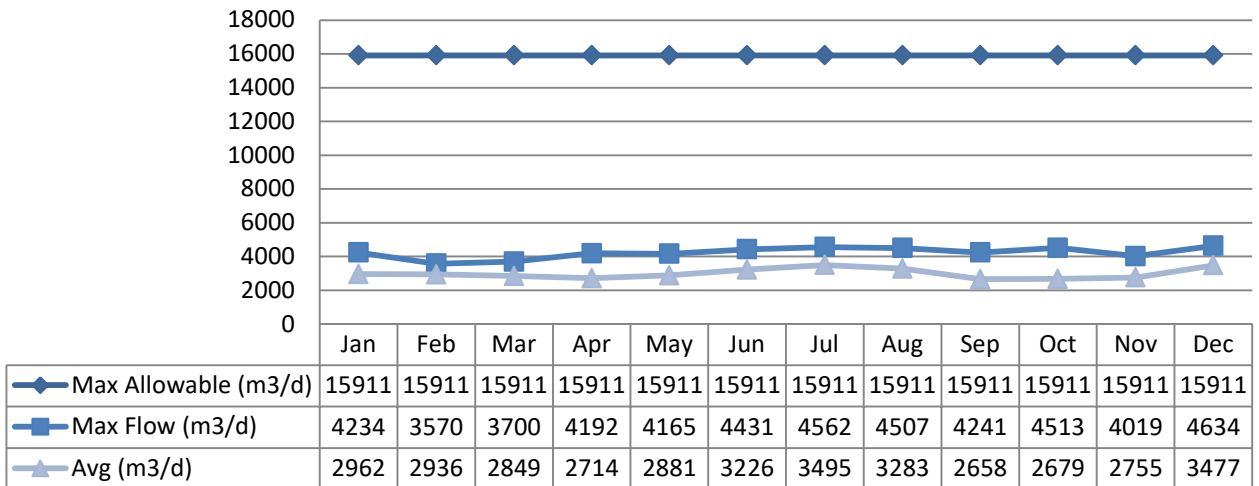
In 2019, the average day flow was at approximately 18.3% of the current plant design for the Deep River Drinking Water System, and the maximum day flow was at approximately 33.7% of the plant design of 13 638 m<sup>3</sup>/d.

### Raw Water Flows

The Raw Water flows are regulated under the Permit to Take Water. 2019 Raw Flow Data was submitted to the Ministry electronically under permit #8528-9ECQPJ. The confirmation and a copy of the data that was submitted are attached in Appendix A.

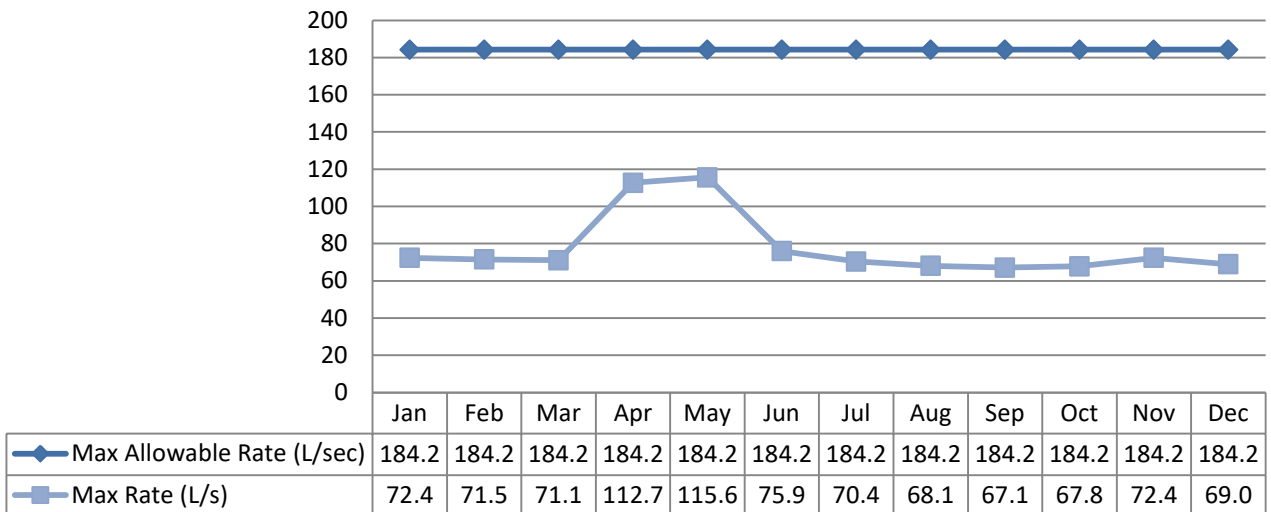
#### Total Monthly Flows (m3/d)

Max Allowable PTTW



#### Monthly Rated Flows (L/s)

Max allowable rate - PTTW

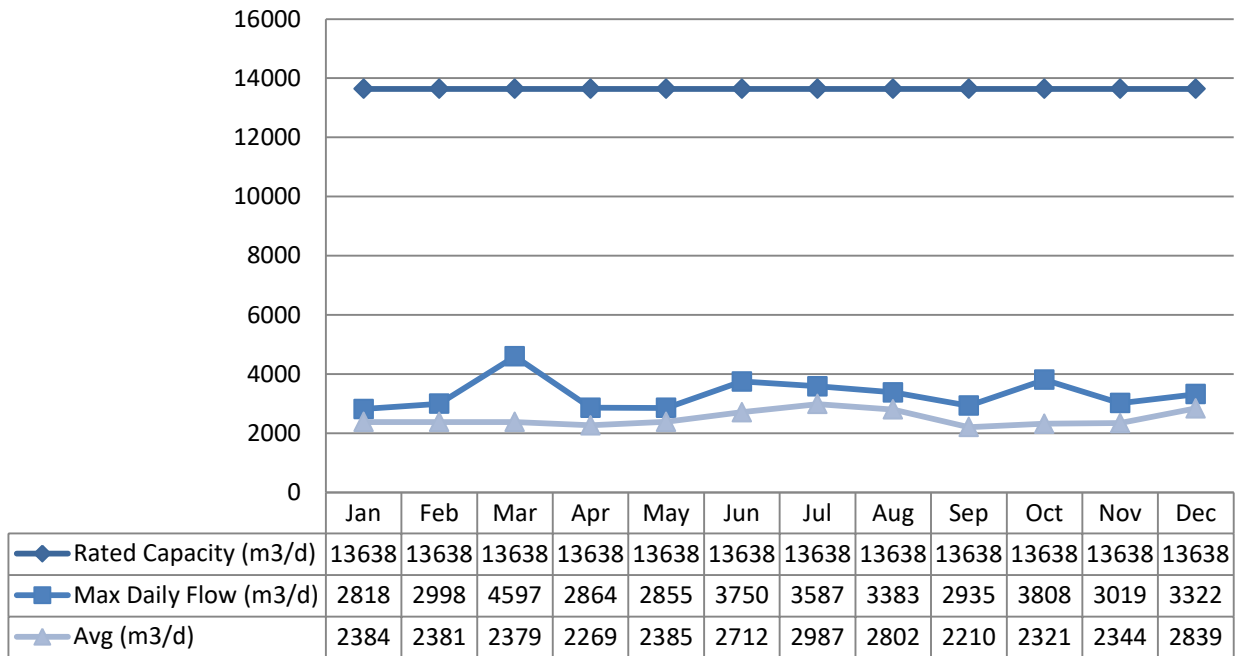


**Treated Water Flows**

The Treated Water flows are regulated under the Municipal Licence.

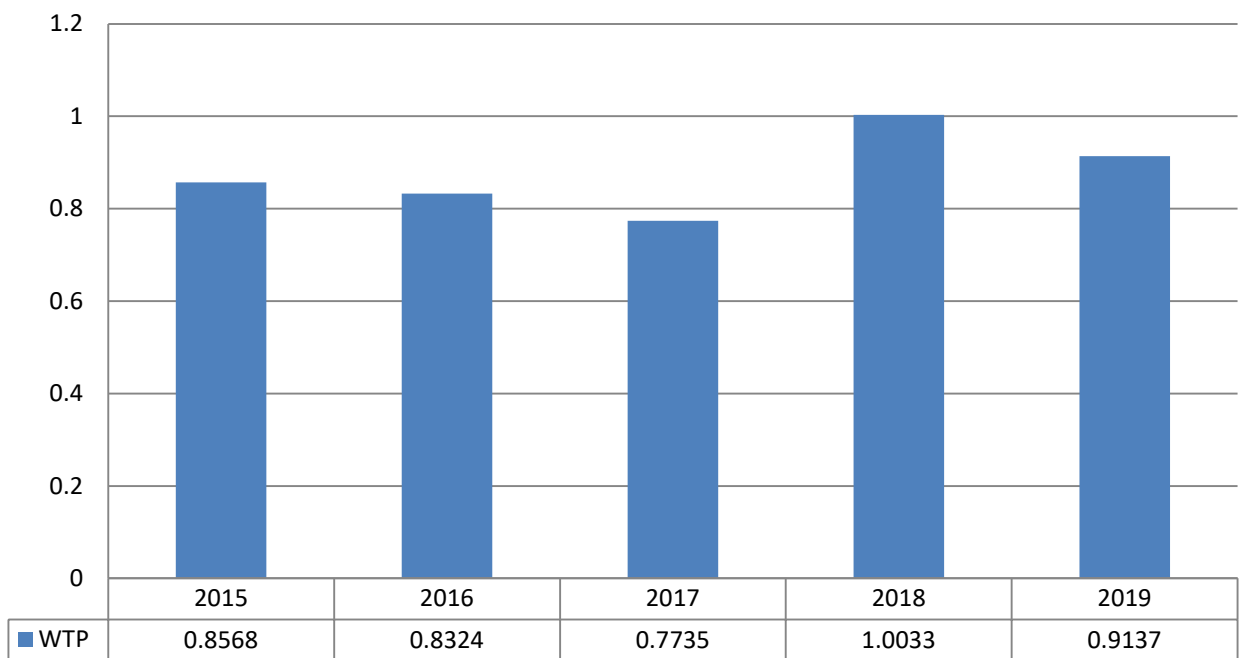
**Monthly Rated Flows**

Rated Capacity - MDWL



**Annual Total Flow Comparison**

Total Annual m3(x 10<sup>6</sup>)



## Regulatory Sample Results Summary

### Microbiological Testing

	No. of Samples Collected	Range of E. Coli Results		Range of Total Coliform Results		Range of HPC Results		
		Min	Max	Min	Max	No. of Samples	Min	Max
Raw Water	52	0	2	0	145			
Treated Water	52	0	0	0	0	52	0	3
Distribution Water	398	0	0	0	0	398	0	21

### Operational Testing

	No. of Samples Collected	Range of Results	
		Minimum	Maximum
Turbidity, In-House (NTU) - RW	52	1.64	11.6
Turbidity, In-House (NTU) - TW	52	0.13	0.288
Turbidity, In-House (NTU) - Filt1	52	0.071	0.299
Turbidity, On-Line (NTU) - Filt1	8760	0	0.3
Turbidity, In-House (NTU) - Filt2	52	0.09	0.291
Turbidity, On-Line (NTU) - Filt2	8760	0	0.29
Turbidity, In-House (NTU) - Filt3	52	0.289	0.127
Turbidity, On-Line (NTU) - Filt3	8760	0	0.264
Free Chlorine Residual, On-Line (mg/L) - TW	8760	1.48	2.82
Free Chlorine Residual, In-House (mg/L) - TW	227	1.48	2.29
Total Chlorine Residual, In-House (mg/L) - TW	227	1.83	2.62
Free Chlorine Residual, In-House (mg/L) – DW-DW5	398	0.09	2.29
Fluoride Residual, In-House (mg/L) - TW	220	0.12	0.82
Fluoride Residual, On-Line (mg/L) - TW	8760	0	2.02

NOTE: Spikes recorded by on-line instrumentation were a result of air bubbles and various maintenance/calibration activities. All spikes are reviewed for compliance with O. Reg. 170/03

### Inorganic Parameters

These parameters are tested as a requirement under O. Reg. 170/03. Sodium and Fluoride are required to be tested every 5 years. Nitrate and Nitrite are tested quarterly and the metals are tested annually, as required under O. Reg. 170/03. In the event any of the parameters exceed half of the maximum allowable concentration the parameter is required to be sampled quarterly.

- MAC = Maximum Allowable Concentration as per O. Reg. 169/03
- BDL = Below the laboratory detection level

	Sample Date (yyyy/mm/dd)	Sample Result	MAC	No. of Exceedances	
				MAC	1/2 MAC
Treated Water					
Antimony: Sb (ug/L) - TW	2019/01/08	<MDL 0.5	6.0	No	No
Arsenic: As (ug/L) - TW	2019/01/08	<MDL 1.0	25.0	No	No
Barium: Ba (ug/L) - TW	2019/01/08	10.0	1000.0	No	No
Boron: B (ug/L) - TW	2019/01/08	<MDL 10.0	5000.0	No	No

	Sample Date (yyyy/mm/dd)	Sample Result	MAC	No. of Exceedances	
				MAC	1/2 MAC
Cadmium: Cd (ug/L) - TW	2019/01/08	<MDL 0.1	5.0	No	No
Chromium: Cr (ug/L) - TW	2019/01/08	<MDL 1.0	50.0	No	No
Mercury: Hg (ug/L) - TW	2019/01/08	<MDL 0.1	1.0	No	No
Selenium: Se (ug/L) - TW	2019/01/08	<MDL 1.0	10.0	No	No
Uranium: U (ug/L) - TW	2019/01/08	<MDL 1.0	20.0	No	No
<b>Additional Inorganics</b>					
Fluoride (mg/L) - TW	2019/12/03	0.62	1.5	No	No
Nitrite (mg/L) - TW	2019/01/08	<MDL 0.1	1.0	No	No
Nitrite (mg/L) - TW	2019/04/02	<MDL 0.1	1.0	No	No
Nitrite (mg/L) - TW	2019/07/02	<MDL 0.1	1.0	No	No
Nitrite (mg/L) - TW	2019/10/01	<MDL 0.1	1.0	No	No
Nitrate (mg/L) - TW	2019/01/08	0.3	10.0	No	No
Nitrate (mg/L) - TW	2019/04/02	0.16	10.0	No	No
Nitrate (mg/L) - TW	2019/07/02	0.27	10.0	No	No
Nitrate (mg/L) - TW	2019/10/01	0.21	10.0	No	No
Sodium: Na (mg/L) - TW	2018/03/14	19.0	20*	No	Yes

\*There is no "MAC" for Sodium. The aesthetic objective for sodium in drinking water is 200 mg/L. The local Medical Officer of Health should be notified mg/L when the sodium concentration exceeds 20 mg/L so that this information may be communicated to local physicians for their use with patients on sodium restricted diets.

### Schedule 15 Sampling:

The Schedule 15 Sampling is required under O. Reg. 170/03. This system is under the plumbing exemption therefore, hydrant samples only were collected.

Distribution System	Number of Sampling Points	Number of Samples	Range of Results		MAC (mg/L)	Number of Exceedances
			Minimum	Maximum		
Alkalinity (mg/L)	3	6	20	26	500	0
pH	3	6	7.72	8.30	8.5	0
Lead (mg/L)	3	3	< 0.001	< 0.001*	0.010	0

\*Lead was sampled (Oct 1/19) and tested in the laboratory, although it was not required in 2019 (required in 2018). The next lead testing is required in 2021 (every 3 years).

### Organic Parameters

These parameters are tested annually as a requirement under O. Reg. 170/03. In the event any of the parameters exceed half of the maximum allowable concentration the parameter is required to be sampled quarterly.

	Sample Date (yyyy/mm/dd)	Sample Result	MAC	Number of Exceedances	
				MAC	1/2 MAC
<b>Treated Water</b>					
Alachlor (ug/L) - TW	2019/01/08	<MDL 0.5	5.00	No	No
Atrazine + N-dealkylated metabolites (ug/L) - TW	2019/01/08	<MDL 0.2	5.00	No	No
Azinphos-methyl (ug/L) - TW	2019/01/08	<MDL 2.0	20.00	No	No
Benzene (ug/L) - TW	2019/01/08	<MDL 0.5	1.00	No	No



	Sample Date (yyyy/mm/dd)	Sample Result	MAC	Number of Exceedances	
				MAC	1/2 MAC
Benzo(a)pyrene (ug/L) - TW	2019/01/08	<MDL 0.01	0.01	No	Yes*
Bromoxynil (ug/L) - TW	2019/01/08	<MDL 0.5	5.00	No	No
Carbaryl (ug/L) - TW	2019/01/08	<MDL 5.0	90.00	No	No
Carbofuran (ug/L) - TW	2019/01/08	<MDL 5.0	90.00	No	No
Carbon Tetrachloride (ug/L) - TW	2019/01/08	<MDL 0.2	2.00	No	No
Chlorpyrifos (ug/L) - TW	2019/01/08	<MDL 1.0	90.00	No	No
Diazinon (ug/L) - TW	2019/01/08	<MDL 1.0	20.00	No	No
Dicamba (ug/L) - TW	2019/01/08	<MDL 1.0	120.00	No	No
1,2-Dichlorobenzene (ug/L) - TW	2019/01/08	<MDL 0.4	200.00	No	No
1,4-Dichlorobenzene (ug/L) - TW	2019/01/08	<MDL 0.4	5.00	No	No
1,2-Dichloroethane (ug/L) - TW	2019/01/08	<MDL 0.2	5.00	No	No
1,1-Dichloroethylene (ug/L) - TW	2019/01/08	<MDL 0.5	14.00	No	No
Dichloromethane (Methylene Chloride) (ug/L) - TW	2019/01/08	<MDL 4.0	50.00	No	No
2,4-Dichlorophenol (ug/L) - TW	2019/01/08	<MDL 0.2	900.00	No	No
2,4-Dichlorophenoxy acetic acid (2,4-D) (ug/L) - TW	2019/01/08	<MDL 1.0	100.00	No	No
Diclofop-methyl (ug/L) - TW	2019/01/08	<MDL 0.9	9.00	No	No
Dimethoate (ug/L) - TW	2019/01/08	<MDL 2.5	20.00	No	No
Diquat (ug/L) - TW	2019/01/08	<MDL 5.0	70.00	No	No
Diuron (ug/L) - TW	2019/01/08	<MDL 10.0	150.00	No	No
Glyphosate (ug/L) - TW	2019/01/08	<MDL 10.0	280.00	No	No
Malathion (ug/L) - TW	2019/01/08	<MDL 0.5	190.00	No	No
2-Methyl-4-chlorophenoxyacetic acid (MCPA) (ug/L) - TW	2019/01/08	<MDL 10.0	100.00	No	No
Metolachlor (ug/L) - TW	2019/01/08	<MDL 1.0	50.00	No	No
Metribuzin (ug/L) - TW	2019/01/08	<MDL 5.0	80.00	No	No
Monochlorobenzene (Chlorobenzene) (ug/L) - TW	2019/01/08	<MDL 0.5	80.00	No	No
Paraquat (ug/L) - TW	2019/01/08	<MDL 1.0	10.00	No	No
PCB (ug/L) - TW	2019/01/08	<MDL 0.1	3.0	No	No
Pentachlorophenol (ug/L) - TW	2019/01/08	<MDL 1.0	60.0	No	No
Phorate (ug/L) - TW	2019/01/08	<MDL 0.5	2.0	No	No
Picloram (ug/L) - TW	2019/01/08	<MDL 5.0	190.00	No	No
Prometryne (ug/L) - TW	2019/01/08	<MDL 0.25	1.00	No	No
Simazine (ug/L) - TW	2019/01/08	<MDL 1.0	10.00	No	No
Terbufos (ug/L) - TW	2019/01/08	<MDL 0.4	1.00	No	No
Tetrachloroethylene (ug/L) - TW	2019/01/08	<MDL 0.3	30.00	No	No
2,3,4,6-Tetrachlorophenol (ug/L) - TW	2019/01/08	<MDL 1.0	100.00	No	No
Triallate (ug/L) - TW	2019/01/08	<MDL 1.0	230.00	No	No
Trichloroethylene (ug/L) - TW	2019/01/08	<MDL 0.3	5.00	No	No
2,4,6-Trichlorophenol (ug/L) - TW	2019/01/08	<MDL 1.0	5.00	No	No

	Sample Date (yyyy/mm/dd)	Sample Result	MAC	Number of Exceedances	
				MAC	1/2 MAC
Trifluralin (ug/L) - TW	2019/01/08	<MDL 1.0	45.00	No	No
Vinyl Chloride (ug/L) - TW	2019/01/08	<MDL 0.2	1.00	No	No
<b>Distribution Water</b>					
Trihalomethane: Total (ug/L) Running Annual Average (RAA) - DW	2019	86.9	100.00	No	Yes
HAA: Total (ug/L) Running Annual Average (RAA) - DW	2019	47.8	80.0	N/A	N/A

MAC = Maximum Allowable Concentration as per O. Reg. 169/03

\*BDL = Below the laboratory detection level

### Additional Legislated Samples

Legislation	Sample	Parameter	Date	Range Results	MAC
MDWL	Backwash Effluent	Suspended Solids	2019	2 – 20.0 mg/L	
			Annual Average	6.5 mg/L	25 mg/L

## Major Maintenance Summary (Capital)

WO #	Description
1177804	New garage bay floor painted by HBC.
1177529	Installation of new weather-proof panel and sump plug, heater and lights for CNL meter pit.
1214670/1101975/1217582	Tools, line for grass trimmer, pH liquid probe, fuses for chemical pumps, batteries for pump house UPS and SCADA PLC, supplies for meter pit upgrade, ball valve for temporary water line, miscellaneous electrical supplies, sling kit (health & safety), PVC fittings for fluoride injection point, chlorinator parts, supplies for temporary water line on Iberville Street, and other miscellaneous hardware.
1257009	Material for meter pit repairs, breaker for actiflo cabinet, tools, gauges and fittings for checking house service pressures, mesh screening, electrical supplies for various projects, new coil for backwash motor, UPS, sub pump, bench grinder, filters for electrical cabinets, cam lock fitting for lamella pump, replacement belts for actiflo pumps, o-ring gaskets for booster station pumps, motor repairs, keys for booster stations, material for caustic soda piping at header injection point, hydrant antifreeze, sensors, hardware for fluoride header repair and spare fittings, fuses for centrifuge/auger cabinet, ISE Electrode assembly, and other miscellaneous hardware. Also, 3 invoices identified for the CNL Meter Pit.
1139447	Replacement of a caustic soda pump,
1138662	The standby chemical feed pump was put into service. As these pumps are now 10 plus years old, parts are very limited and many are no longer

	available. Staff requested a new standby pump be purchased.
1217769	Actiflo #3 Actuator stopped working in December 2018. When the Rotork Rep was installing the repaired actuator at the booster pumping station, he also removed Actiflo #3 actuator at the water plant. Unable to repair on-site, the unit was shipped to Rotork, where the estimate to repair was higher than the cost of replacement.
1217614	Repaired CL17 chlorine residual meter, as it was 12 years old and extremely difficult to calibrate.
1258094	Replacement of backwash blower #1 overload, adaptor, and contactor.
1217645	Replacement of Actiflo poly pump due to malfunction. These pumps are in excess of 12 years old and no electrical boards are available to repair them.
1256980	Replacement of Actiflow and filter turbidity meters that started to fail. The turbidity meters presently at the plant are no longer available and as well, the replacement parts are hard to get.

### Distribution Maintenance

Date	Location Reference	Details
2019	Various Locations	Eleven (11) Water Shut Offs
2019	Various Locations	Two (2) Locates
2019	Various Locations	Thirty-one (31) Water Turn On's
2019	Various Locations	Seasonal Flushing (Spring & Fall)
2019	Various Locations as listed	Inspections of Pump House, Water Tower, Tower Building, Booster Pump Station
2019	Booster Pump Station	Test ran station generator
2019	Laurence Hall	Flushed fire suppression system
Jan 16/19	CNL Meter Pit	Installed heater in meter pit
Jan 21/19	62 Glendale Avenue	Broken Water Main
Feb 4/19	Ridge Road at Rutherford Avenue	Broken Water Main
Feb 5/19	Ridge Road at Rutherford Avenue	Winterized hydrant used for water main break
Feb 12/19	CNL meter pit	Inspected pit to ensure heater was working
Feb 25/19 Feb 26/19	CNL pipeline	Pumped water to CNL (13:10-15:00) Pumped water to CNL (11:25-15:30)
May 6/19	11 Cabot Place	Investigated water pressure problem
May 14/19	14 Newton Crescent	Investigated water in basement
Jun 25/19	Keyes Campus	Flushed fire suppression system

Date	Location Reference	Details
Jul 3/19 Jul 8/19	Iberville Street	Assembled temporary water service for pipe re-lining project; Waterline filled and super-chlorinated; Put into service on Jul 8/19; Temporary line was tested everyday it was on service, including Saturdays and Sundays
Jul 26/19	Iberville Street	Residences on street put back on re-lined water main;
Jul 30/19	Iberville Street	Pressure tested hydrant at top of Iberville Street and Glendale Avenue

# Appendix A

---

## WTRS Data and Submission Confirmation

DEEP RIVER DRINKING WATER SYSTEM / Raw Water

Yearly Summary (Flow DAILY) 2019

Report extracted 01/29/2020 13:04

Annual Values and Summary

Units: cubic meter per day

Station:

Daily Max:

4634.0 on December 01

Day	Jan	Feb	Mar	Apr	May	Jun	Jul	Aug	Sep	Oct	Nov	Dec
1	3121.80	2827.70	2848.85	2568.30	2976.40	2602.80	3578.70	3233.40	2919.30	2820.60	1704.90	4634.00
2	4233.70	3011.40	2901.37	2821.10	2109.30	2850.40	3791.50	3810.30	3098.10	2391.70	2737.70	3350.20
3	2775.20	2929.40	2761.24	2541.00	3026.00	3064.20	3707.50	2822.20	1099.80	2505.90	2823.80	4507.50
4	3106.50	3015.30	2902.63	3101.50	3138.60	2783.30	3567.10	3791.00	4241.40	3402.60	2327.60	3574.80
5	2502.40	2897.40	3085.00	2335.70	2645.60	3425.70	3247.60	3731.00	3651.60	2673.90	2363.90	3310.60
6	2908.50	2778.70	2763.71	2727.60	2827.60	3054.50	3917.70	2821.10	2629.40	2430.90	2089.40	3331.40
7	2821.10	2800.70	2947.40	3177.40	3228.50	3458.30	3142.70	2892.40	2639.70	2651.30	2485.20	3980.90
8	2553.60	2602.00	2538.52	2630.90	2251.60	3261.90	3787.20	2230.20	2464.90	4512.60	1592.00	3266.80
9	3015.30	2810.10	2538.52	3344.50	2922.40	3940.70	4236.00	2840.30	2871.60	2625.30	2220.20	3369.20
10	2591.90	2748.00	2982.43	2728.90	3293.50	3401.20	3895.10	3339.70	2781.30	2716.90	2573.80	3387.70
11	2733.30	3090.00	3189.45	2516.60	4165.00	2995.00	2227.50	4507.10	2276.10	2648.20	2074.80	3218.10
12	3262.90	2876.60	2572.80	3045.20	2887.30	3501.60	2998.00	4212.70	2415.60	2342.10	2479.80	3938.90
13	3464.30	2781.20	2691.80	1997.30	3121.30	2181.40	3031.50	3119.00	3077.20	2716.20	2290.70	3096.00
14	3121.90	2744.10	3700.00	3271.00	2972.10	3440.20	2707.00	3092.00	1099.80	2583.40	2618.50	3295.00
15	2670.90	3230.80	2625.80	2264.30	2099.40	2708.70	3305.40	3314.70	2632.10	2506.70	2291.50	3672.70
16	2716.50	2860.90	2816.40	2620.20	2850.20	3288.60	2642.40	3545.40	2824.00	2504.50	1758.90	3671.12
17	3002.50	2757.90	3359.30	2696.60	2574.30	2818.30	3739.80	2996.90	2656.60	2862.90	3058.40	3087.10
18	2598.80	3065.80	2970.00	2395.20	2840.50	3244.50	4292.40	3041.60	2692.80	2290.60	2478.50	3808.30
19	3059.70	2779.40	3047.60	2220.10	2503.40	3478.50	3027.10	3153.60	2959.10	2660.40	3061.20	3147.70
20	3168.40	3570.00	2567.20	2913.30	2621.70	2561.30	3952.10	3948.70	3052.00	2381.70	3169.50	3564.10
21	3066.80	2697.60	2701.90	2249.40	2461.10	3695.20	4561.90	3497.40	2626.20	2883.80	3486.30	3492.20
22	3099.80	2794.80	2865.80	3690.60	4037.70	3899.70	3263.60	3055.90	2642.40	2486.90	3554.90	3345.10
23	2966.50	2784.50	2734.80	2459.10	2444.70	4430.80	3723.10	3365.40	2510.70	3442.30	3022.30	3391.40
24	3021.70	3090.90	3251.30	2246.00	2795.00	3873.80	3664.40	3270.20	2727.50	3095.90	3468.30	3325.50
25	2693.70	3091.40	2504.40	2266.70	2795.70	3023.60	3696.10	3960.20	2219.70	2166.50	3638.60	3094.20
26	3043.30	3335.90	2909.40	2925.60	2671.10	3006.90	3931.40	3438.40	2614.00	2711.20	3164.40	3456.40
27	2867.00	3304.40	2372.40	2307.90	3143.00	3294.20	3700.00	2963.20	2754.00	2192.20	3609.10	3467.60
28	3166.60	2937.90	2846.30	4192.40	2736.20	3175.40	3787.00	3138.00	2272.30	2514.40	4019.00	3261.40
29	3042.80		2988.50	2650.90	3472.70	3371.70	2892.70	3177.20	2525.30	2204.00	3124.40	3402.80
30	2772.30		3059.60	2510.60	2696.10	2962.30	2908.10	2553.80	2752.80	3000.80	3352.00	3038.70
31	2638.30		2268.20		3016.30		3412.00	2900.10		2108.20		3292.90
Min	2502.40	2602.00	2268.20	1997.30	2099.40	2181.40	2227.50	2230.20	1099.80	2108.20	1592.00	3038.70
Mean	2961.55	2936.24	2848.79	2713.86	2881.43	3226.49	3494.66	3282.68	2657.58	2678.54	2754.65	3476.78
Max	4233.70	3570.00	3700.00	4192.40	4165.00	4430.80	4561.90	4507.10	4241.40	4512.60	4019.00	4634.00

Legend: '---' Missing Data  
'+' No Day

Created on

01/29/20 13:04

by roycebr



**Water Taking Data submitted successfully.**

**Confirmation:**

Thank you for submitting your water taking data online.

Permit Number: 8528-9ECQPJ

Permit Holder: THE CORPORATION OF THE TOWN OF DEEP RIVER.

Received on: Jan 29, 2020 12:55 PM

This confirmation indicates that your data has been received by the Ministry, but should not be construed as acceptance of this data if it differs from that specified on the Permit Number, assigned to the Permit Holder stated above.

[Return to Main Page](#)

DEEP2 RIVER2 | 2020/01/29

version: v4.5.0.21 (build#: 22)

Last modified: 2018/09/18



This site maintained by  
the Government of Ontario

©2020 [Queen's Printer for Ontario](#)